







Mrs. Huff's Lesson Plan 5: Slavery and the Civil war

Date: July 2006	Objectives	Procedures	Materials
<p>Reading</p> 	<p>TSW (the student will) read to be informed 4.8C; compare text events with his/her own culture 4.14A; distinguish common characteristics across cultures 4.14B summarize and organize information from multiple sources by making charts 4.13E</p>	<p>Read about slavery in Texas in the Hand book of Texas. Answer the questions based on what you have learned from the article.</p>	<p>http://www.tsha.utexas.edu/handbook/online/articles/SS/yys1.html</p>
<p>Writing</p> 	<p>TSW write to persuade 4.15C; write in complete sentences 4.18B; respond in constructive ways to other's writing 4.20B;use process writing to create final drafts 4.19</p>	<p>Position paper: What is your view of the slave trade in Texas and U.S. history? Make your argument sound by including facts and information cited during the research portion of this assignment. Please include a works cited page to document the articles you viewed on the website.</p>	<p>Use the Texas Tides website and view at least to strands in each culture regarding slavery.</p>
<p>Social Studies</p> 	<p>TSW organize and interpret information on charts 4.22C; differentiate between primary and secondary sources 4.22A identify leaders important to the founding of Texas 4.3E; identify accomplishments of notable individuals 4.5B</p>	<p>Read about the Civil War in your textbook and in the sites provided. Make a map of the Civil War Battles fought in Texas and include a brief description of each battle: leaders, purpose, and outcome. 1862-Galveston Harbor 1863-Sabine pass 1864-Battle of Laredo 1865-Palminto Ranch</p>	<p>Battles in Texas During the Civil War- Chart Galveston Harbor 1823-http://www.lsjunction.com/events/galvestn.htm Sabine Pass 1863-http://texashistory.unt.edu/permalink/meta-pt-14379:7 Battle of Laredo 1864-http://civilwartalk.com/forums/showthread.php?t=24399 Palminto Ranch 1865-http://www.tsha.utexas.edu/handbook/online/articles/PP/qfp1.html</p>
	<p>TSW create and interpret bar graphs 4.13C; identify mathematics in everyday situations 4.14A explain and record observations using words, numbers and graphs 4.15A; justify why an answer is reasonable and explain the solution process 4.15B</p>	<p>Students will use the sites listed and create 2 bar graphs: slave sales in the 1800's and cotton production in the 1800's. students will explain why cotton production was dependent on the slave trade in the 1800's.</p>	<p>The Economics of Slavery in 1846</p> <p>http://tides.sfasu.edu/texas_tides/html/SHH/SHHVI_10tran.htm</p>
<p>Science</p> 	<p>TSW test soil properties including texture, capacity to retain water, and ability to support life 4.11A communicate valid conclusions 4.2D identify the Sun as the major source of energy for the Earth and understand its role in the growth of plants 4.11C</p>	<p>Growing cotton: students will read about growing cotton on the site provided. They will gather varying soil samples and plant seeds in 3 different types of soil: sandy, clay based, and fertile loam. Chart growth of seedlings and make predictions based on findings.</p>	<p>Cotton seed Various types of soils Cotton Plant Chart</p>
<p>Enrichment</p> 	<p>TSW read for varied purposes 4.8C; draw inferences and paraphrase information from text 4.10G,H; interpret events and ideas gathered 4.23A</p>	<p>The Great Debate: Create two man teams to debate as supporters of either the Union or the Confederacy. Research the argument from the point of view of the participants in the Civil War. Argue your factual findings in a class debate.</p>	<p>The handbook Of Texas Online Social Studies Textbook Texas Tides Website</p>

Name: _____

Date: _____

Slavery in Texas

Directions:

Using the websites below. Compare these primary source documents and answer the questions that follow.

Sites:

<http://www.tsha.utexas.edu/handbook/online/articles/SS/yys1.html>

http://tides.sfasu.edu/cgi-bin/hi-res/hi-res.cgi?image=SHHMaps/SHHIX/07/SHHIX_07p1.jpg

http://www.lib.utexas.edu:8080/tsha/search_hoto.jsp?collections=tsha-handbook&queryText=old%20300

1. What was the last state in the United States to institute slavery?
2. How much of Texas was involved in the slave trade?
3. What areas of Texas were not included in the use of slaves. (North, South, East, West)? What is the reason for this geographically speaking?
4. Where did slavery begin in Texas? Why do you think it started here?
5. Did the "Old 300" have slaves with them when they came to Texas? Which sentence from the article tells you this?
6. Which ten year period of Texas history saw the most growth in the slave trade?
- 7.
7. According to this article, which country most threatened the slave trade in Texas?
8. Towards the end of paragraph 1, the author uses a synonym for slave. What is it?
9. List three cities which were centers of trade in the South?
10. What would a slave owner in the 1850's have to pay for two **skilled** slaves?
11. According to the article, list the jobs of slaves on a plantation.
12. Describe the lifestyle of a slave, including housing, food and clothing.

Name: _____

Date: _____

The Economics of Slavery in 1846

Directions: Using the site listed, problem solve to answer the following questions. Omit those slaves listed that do not have ages mentioned.

http://tides.sfasu.edu/texas_tides/html/SHH/SHHVI_10tran.htm

1. What was the total dollar amount Nathan Browning paid for slaves on his farm which were between the ages of 9-12 years of age? What is the average price for slaves in this age bracket? Show your work.

2. What was the total dollar amount Nathan Browning paid for slaves on his farm which were between the ages of 13-18 years of age? What is the average price for slaves in this age bracket? Show your work.

3. What was the total dollar amount Nathan Browning paid for slaves on his farm which were between the ages of 20-70 years of age? What is the average price for slaves in this age bracket? Show your work.

4. Make a graph showing the ages and the average prices of slaves based on the answers you found above. The x axis should be the ages and the y axis should list the prices.

5. Based on this graph, which age bracket was the most costly to Nathan Browning? Why do you think this was so?

6. How would you feel about having a price placed on your life and future? Explain.

7. How does our culture today value age and price paid for work, such as in sports or entertainment?

8. What is the difference between slaves and those mentioned in question # 7?

Names:

Date:

Cotton Plant Chart

Dates	Sandy Soil	Clay	Fertile Loam
Date planted			
Date sprouted			
Growth after one week of sprouting			
Growth after two weeks of sprouting			

Directions: Using the 3 types of soils above, plant your seeds and water them equally and regularly. Keep the chart above to record your plants growth. After 3 weeks, answer the questions below.

1. Which soil is best suited for cotton production? Why?
2. Which soil is the least suited for soil production? Why?
3. Based on the geography of the regions of Texas, (using your social studies text-book), which region is the most favorable for growing cotton?
4. Where would you probably have found most of the plantations in Texas? Explain.
5. List the elements needed to grow a healthy crop of cotton.

Battles in Texas During the Civil War

Directions: Using your textbook and the websites below, fill in the chart and plot the battles in the correct spot on the Texas map. Be sure to label and date each battle.

Sites:

Galveston Harbor 1823-<http://www.lsjunction.com/events/galvestn.htm>

Sabine Pass 1863-<http://texashistory.unt.edu/permalink/meta-ptb-14379:7>

Battle of Laredo 1864-<http://civilwartalk.com/forums/showthread.php?t=24399>

Palminto Ranch 1865-<http://www.tsha.utexas.edu/handbook/online/articles/PP/qfp1.html>

Battle	Leaders	Purpose	Outcome
1862-Galveston Harbor			
1863-Sabine pass			
1864-Battle of Laredo			
1865-Palminto Ranch			

